

Type

Project

Notes



### AP-AV2RSF

#### Ultra-Thin Profile Round Regressed Shower Trim

Housing-free light engine install quickly.

The perfect option for a flush finish with ceiling materials.


Ease of installation, fast-mount features.



IP20  
RATED & TESTED

5 YEARS  
LIMITED WARRANTY  
INCLUDED

### TECHNICAL DRAWING



Units in Metric

### PRODUCT SPECIFICATIONS

<b>Summary</b>	<b>AP-AV2RFS-AR</b>
<b>Dimensions</b>	D Ø 79mm x H 116mm
<b>Power Consumption</b>	14 W
<b>Lumen Output</b>	823 lm
<b>Input Voltage</b>	120-277V AC
<b>Colour Temperature</b>	2700K, 3000K, 3500K, 4000K
<b>Finish</b>	Gold, Chrome, Brushed Chrome, Matte White, Brushed Nickel, Satin Nickel, Matte Black, Aluminum
<b>CRI</b>	Ra90
<b>Beam Angle</b>	48° (Flood)
<b>Warranty</b>	5 Years

### ORDER FORM

1	2	3	4	5	6	7	8
1. FAMILY	2. SIZE	3. WATTAGE	4. VOLTAGE	5. CCT	6. BEAM ANGLE		
<b>AP-AV2RFS</b>	<b>AR</b> D Ø79x H 116	<b>14</b> 14W	<b>A</b> 120-277V AC	<b>27</b> 2700K <b>30</b> 3000K	<b>35</b> 3500K <b>40</b> 4000K	<b>48</b>	<b>48°</b>
7. DIMMING	8. FINISH						
<b>DM</b> 0-10V Dimming <b>TRI</b> TRIAC Dimming	<b>CH</b> Chrome <b>AL</b> Aluminum	<b>BC</b> Brushed Chrome <b>BN</b> Brushed Nickel	<b>WH</b> White <b>BK</b> Black	<b>GD</b> Gold <b>SN</b> Satin Nickel			

Type

Project

Notes



ADVANT  
LIGHTING

## OPTIONS & ACCESSORIES

### MOUNTING PLATE

Ideal for unfinished basements and other renovation projects  
Choice of Square or Round for 2.5" Remodel housings  
Adjustable mounting bars included.



**PA2NW** 2.5" Square, 2.5" Round

### LENSES

Choice of replacement lenses for on-site modification of light diffusion.  
Shower Light trims available only with Frosted lens.  
\*Wall Wash trims available only with Frosted/Frosted lens.



**CL** Clear



**FR** Frosted



**WW** Wall Wash




**LN** Linear



**SL** Solite



**PR** Prismatic



**HC** Honeycomb



Type

Project


Notes



ADVANT  
LIGHTING


## HOUSINGS

### IC AIR TIGHT HOUSING



#### ICAT0S2-V14


ICAT	0	S	2	V	14
1. MODEL	2. HOUSING	3. TYPE	4. SERIES	5. DRIVER	6. PERFORMANCE
ICAT Insulated Housing Air Tight	0 254 x 254 (10" x 10")	S Square	2 2-1/2"	V 120-277V AC	14 14 W 1300 lm



#### ICAT0R2-V14

ICAT	0	R	2	V	14
1. MODEL	2. HOUSING	3. TYPE	4. SERIES	5. DRIVER	6. PERFORMANCE
ICAT Insulated Housing Air Tight	0 254 x 254 (10" x 10")	R Round	2 2-1/2"	V 120-277V AC	14 14 W 1300 lm

### REMODEL HOUSING



#### REA2-V1

REA	2	V	1
1. MODEL	2. SERIES	3. DRIVER	4. PERFORMANCE
REA Remodel Housing	2 2-1/2"	V 120-277V AC	1 1300 lm (1000 lm with 2-1/2")