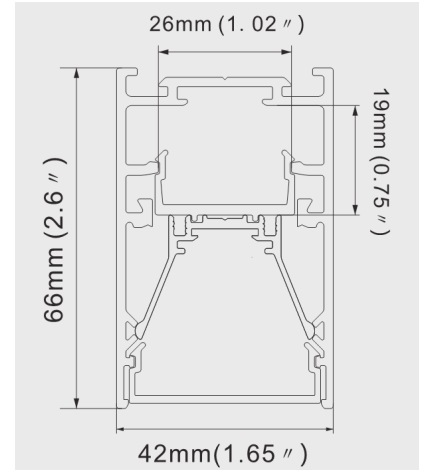


Type	
Project	
Notes	

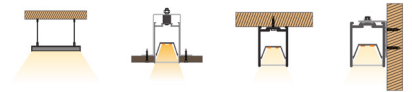


Linear Luminaire - L4266



## PRODUCT SPECIFICATIONS

Model	L4266
Length	1200mm or 2500mm
Lumen Output	100 lm/W or 90 lm/W
CRI	80 or 90
Voltage	100 - 277V AC 347V AC
Colour Temperature	3000k 3500k 4000k 5000k RGBW
Installation	Pendant Recessed Surface mounted Wall mounted
Beam Angle	95 (PDM) or 65 (UGR < 19)
Certification	cETLus, CE, RoHS
Warranty	5 years



PDM Cover

UGR < 19 Cover



## ORDER FORM

L4266										
1	2	3	4	5	6	7	8	9	OPTIONS	

1. FAMILY	2. SIZE	3. OUTPUT LEVEL	CRI*	4. VOLTAGE
L4266	<b>12</b> 1200mm <b>25</b> 2500mm	<b>A</b> 600 lm @ 6 W / ft <b>B</b> 1000 lm @ 10 W / ft <b>C</b> 540 lm @ 6 W / ft <b>D</b> 900 lm @ 10 W / ft	<b>80</b> <b>80</b> <b>90</b> <b>90</b>	<b>27</b> 100 - 277V AC <b>34</b> 347V AC

\*Lumen output and CRI have restricted corresponding values

5. CCT	6. INSTALLATION	7. COLOUR	8. DIMMING	9. LENS
<b>30</b> 3000K <b>35</b> 3500K <b>40</b> 4000K <b>50</b> 5000K <b>60</b> RGBW	<b>P</b> Pendant <b>R</b> Recessed <b>S</b> Surface mounted <b>W</b> Wall mounted	<b>1</b> Silver <b>2</b> Black <b>3</b> White	<b>1D</b> No Dimming <b>2D</b> 0-10V Dimming <b>3D</b> TRIAC Dimming <b>4D</b> DMX <b>5D</b> Dali <b>6D</b> Lutron Hi-Lume	<b>95</b> PDM <b>65</b> UGR < 19

OPTIONS	MOUNTING	CONNECTORS
	<b>M1</b> L-PTB <b>M2</b> L-PT <b>M3</b> L4266-BI <b>M4</b> L457-WM <b>M5</b> L-PTB-NPF <b>M6</b> L-PTB-PF	<b>C1</b> L-4266-90L <b>C2</b> L-4266-90W <b>C3</b> L-4266-90N <b>C4</b> L-4266-90T <b>C5</b> L-4266-90X <b>C6</b> L-45-180

## OPTIONAL ACCESSORIES

### MOUNTING

- M1** L-PTB
- M2** L-PT
- M3** L4266-BI
- M4** L457-WM
- M5** L-PTB-NPF
- M6** L-PTB-PF



M1



M2



Recess mounting clip M3



Wall mounting bracket M4




Suspension cable without power feed M5



Suspension cable with power feed M6

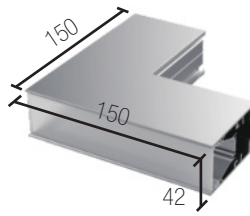
### CONNECTORS

- C1** L-4266-90L
- C2** L-4266-90W
- C3** L-4266-90N
- C4** L-4266-90T
- C5** L-4266-90X
- C6** L-45-180




(L\*W\*H) 150\*150\*66 mm

C1



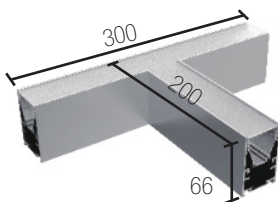
(L\*W\*H) 150\*150\*42 mm

C2



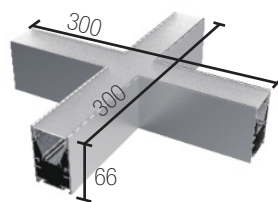
(L\*W\*H) 150\*150\*42 mm

C3



(L\*W\*H) 300\*200\*66 mm

C4



(L\*W\*H) 300\*300\*66 mm

C5



Connection bracket C6